



## Hannover Region Business Enterprise Office

- Authority management
- Location information
- Site and real estate advice
- Financing and subsidy advice
- Crisis contact point

Business and  
employment promotion

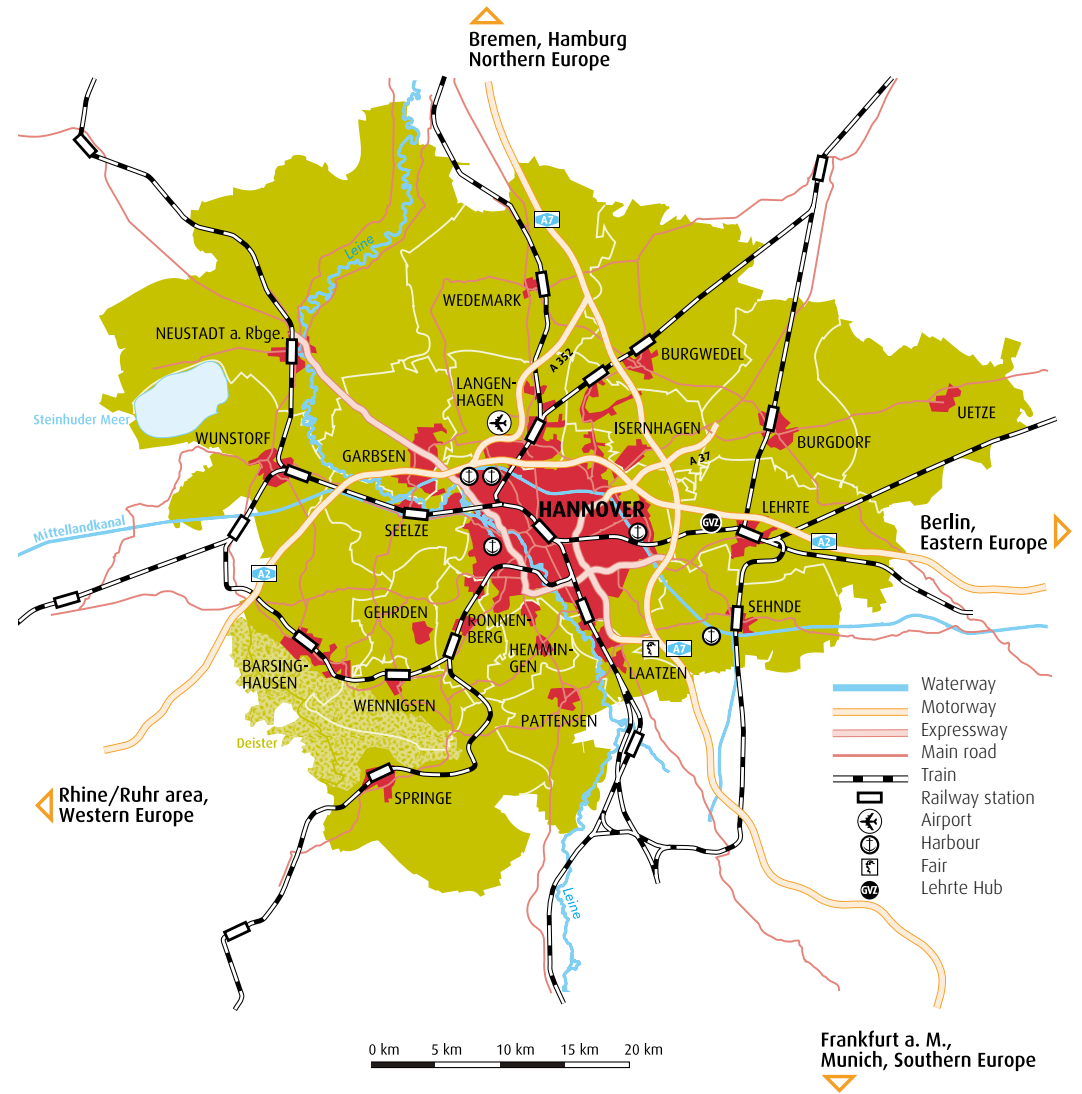
Chapter	Page
Location & infrastructure	3
Population	4
Employment	6
Mobility	8
Retail and purchasing power	10
Business	12
Growth sectors	16
Rents and prices for commercial properties	18
Taxes	19
Renewable energy	20
Education & science	22
Quality of life & living	24
Childcare & schools	28
Tourism	29
Fairs	30

Nationwide comparisons show that the Hannover Region has a great deal to offer – in terms of quality of life as well as work. The Hannover Region Business Enterprise Office has compiled and distilled the most important metrics in this brochure.

In addition, we will be very happy to provide you with advice on all aspects of the location – we see ourselves as the central service contact for resident and external companies. Whether your requirements involve questions about local authority aspects, advice on financing and subsidy possibilities for your company, looking for plots or properties, or help during a crisis – we are ready to help with advice and action.



\* Phone number can only be dialled from within Germany. For calls from abroad, please dial +49 511 616 23 354.



The population in the municipalities in the Hannover Region will largely remain stable in future. A considerable rise in population is expected in some municipalities as a result of the designation of new housing estates.

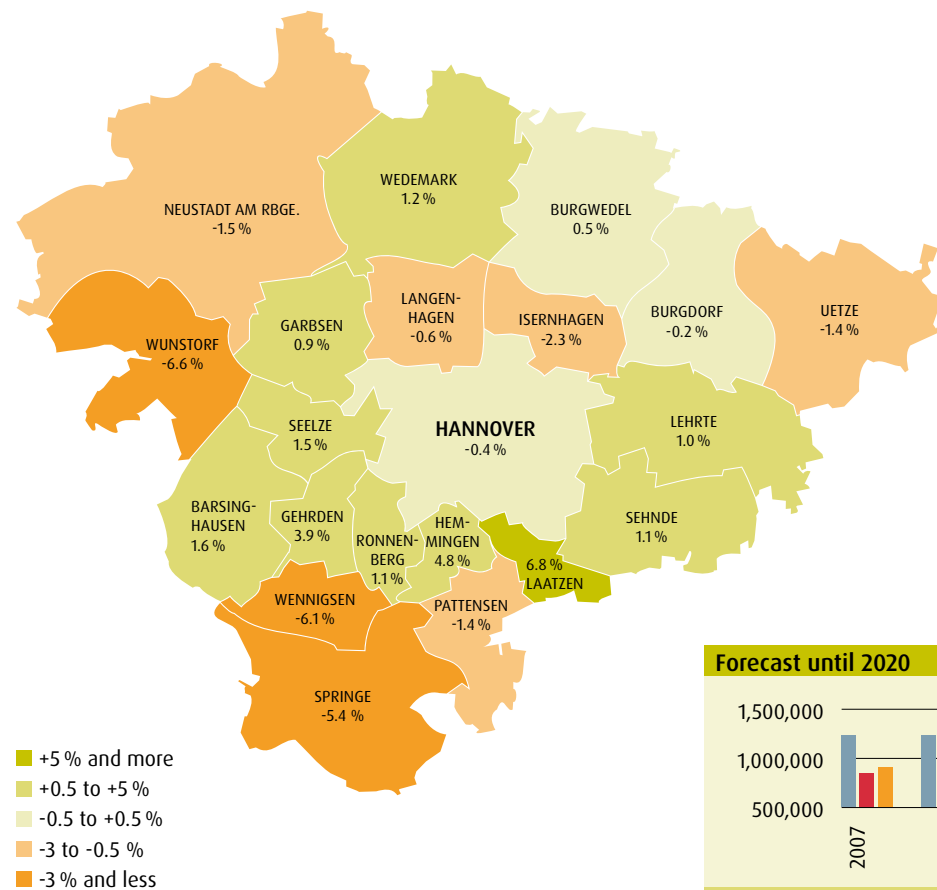
Population in the municipalities

Municipalities	1999	2009	Absolute	Change in %
State capital Hannover	514,718	520,966	6,248	1.2
Barsinghausen	34,648	33,667	-981	-2.8
Burgdorf	30,387	29,951	-436	-1.4
Burgwedel	19,633	20,432	799	4.1
Garbsen	63,148	61,818	-1,330	-2.1
Gehrden	14,667	14,588	-79	-0.5
Hemmingen	17,714	18,606	892	5.0
Isernhagen	22,188	22,882	694	3.1
Laatzen	38,278	40,273	1,995	5.2
Langenhagen	49,334	51,982	2,648	5.4
Lehrte	43,500	43,339	-161	-0.4
Neustadt am Rbge.	44,704	45,237	533	1.2
Pattensen	12,986	13,946	960	7.4
Ronnenberg	23,189	23,109	-80	-0.3
Seelze	33,040	32,683	-357	-1.1
Sehnde	20,241	22,862	2,621	12.9
Springe	29,997	29,356	-641	-2.1
Uetze	19,526	20,247	721	3.7
Wedemark	27,890	29,108	1,218	4.4
Wennisen	13,405	14,076	671	5.0
Wunstorf	41,056	41,134	78	0.2
<b>Hannover Region</b>	<b>1,114,249</b>	<b>1,130,262</b>	<b>16,013</b>	<b>1.4</b>

Source: State Statistics and Communications Technology Office Niedersachsen, reporting date: 30.06.2009

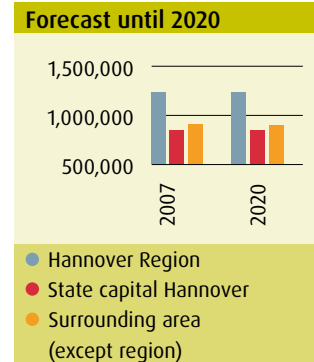


Population development 2007 to 2015



- +5 % and more
- +0.5 to +5 %
- -0.5 to +0.5 %
- -3 to -0.5 %
- -3 % and less

Source: Hannover Region & state capital Hannover (2008): Notes on urban development, Report 102



# Employment

6

The total number of people in employment has declined only slightly. Very dynamic development is reported in some municipalities.

## Employees paying national insurance contributions per employment location 2008/2009

Municipality	2008	2009	Absolute	Change in %
State capital Hannover	272,897	273,040	143	0.05
Barsinghausen	6,197	6,096	-101	-1.66
Burgdorf	5,139	5,224	85	1.63
Burgwedel	6,911	6,950	39	0.56
Garbsen	12,478	12,944	466	3.60
Gehrden	2,999	2,986	-13	-0.44
Hemmingen	3,428	3,364	-64	-1.90
Isernhagen	8,588	7,906	-682	-8.63
Laatzen	15,733	15,258	-475	-3.11
Langenhagen	29,162	29,201	39	0.13
Lehrte	10,290	10,386	96	0.92
Neustadt am Rbge.	8,290	8,269	-21	-0.25
Pattensen	3,172	3,281	109	3.32
Ronnenberg	4,001	3,935	-66	-1.68
Seelze	4,671	4,640	-31	-0.67
Sehnde	4,527	4,594	67	1.46
Springe	6,146	5,981	-165	-2.76
Uetze	2,749	2,726	-23	-0.84
Wedemark	6,052	5,932	-120	-2.02
Wennigsen	2,061	2,106	45	2.14
Wunstorf	11,187	11,216	29	0.26
<b>Hannover Region</b>	<b>426,678</b>	<b>426,035</b>	<b>-643</b>	<b>-0.15</b>

Source: State Statistics and Communications Technology Office Niedersachsen, reporting date: 30.06.2009

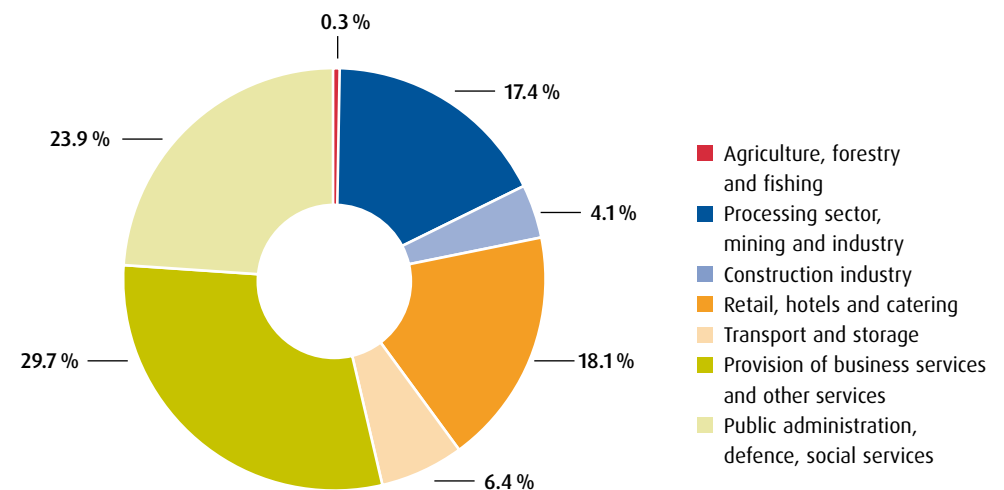


7

The business structure in the Hannover Region is concentrated in the service sector. It also has a strong industrial base.

## Employees paying national insurance contributions per employment location in the Hannover Region 2009

Business sector	30.06.2009		30.06.2008		Change 2009 to 2008	
	Absolute	in %	Absolute	in %	Absolute	in %
Agriculture, forestry and fishing	1,188	0.3	1,087	0.3		0.0
Processing sector, mining and industry	74,245	17.4	75,190	17.6		-0.2
Construction industry	17,596	4.1	18,267	4.3		-0.2
Retail, hotels and catering	77,195	18.1	76,737	18.0		0.1
Transport and storage	27,145	6.4	27,715	6.5		-0.1
Provision of business services and other services	126,639	29.7	128,024	30.0		-0.3
Public administration, defence, social services	102,010	23.9	99,621	23.3		0.6
<b>All sectors</b>	<b>426,035</b>	<b>100</b>	<b>426,678</b>	<b>100</b>		<b>-0.15</b>



Source: State Statistics and Communications Technology Office Niedersachsen, reporting date: 30.06.2009

The Hannover Region lies at the intersection of the north-south and east-west transport axes. It boasts perfect connections via motorways, railways, air and inland shipping routes.



User figures confirm Hannover's major importance as a transport hub:

- The central station in Hannover is frequented by approx. 250,000 people daily.
- 630 regional and intercity trains stop at the station daily.
- The "Großraum Verkehr Hannover" public transport association carries 183 million passengers a year.
- Hannover Langenhagen airport is used by five million passengers a year.

Conurbations such as Hamburg, Berlin, the Ruhr or southern Germany are within easy reach:

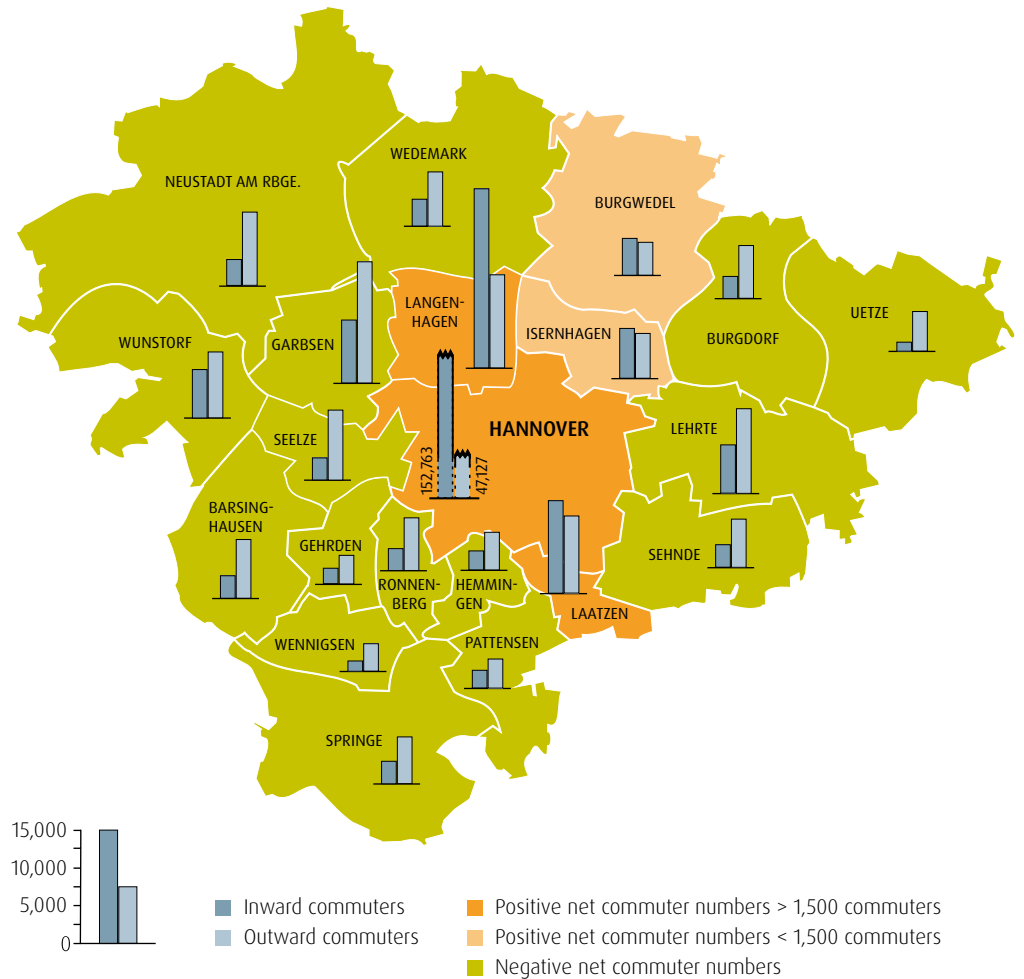
**It only takes...**

ICE journey times from Hannover to 2010	in h:min
Berlin	1:31
Bremen	0:59
Dortmund	1:47
Frankfurt a. M.	2:19
Hamburg	1:14
Cologne	2:43
Munich	4:13
Stuttgart	3:53

Source: transport company figures, June 2010

Living where you like: Good local public transport connections cut journey times to work. Commuter movements in the Hannover Region at a glance.

**Outward and inward commuters in the municipalities 2009**



Source: State Statistics and Communications Technology Office Niedersachsen, reporting date: 30.06.2009



Big companies impact in many ways on the strength of a location and the economic development of a region. They safeguard jobs and incomes in their own right, as well as in neighbouring commercial, trade and service companies.

For every financial year, NORD/LB compiles an up-to-date ranking of the most important companies in Niedersachsen. Emphasis is placed on the economic efficiency and the job market significance based on the turnover and/or value added and the number of employees

### Top companies in the Hannover Region in 2008 based on turnover (Comments see p. 15)

Ranking Top 100 Niedersachsen	Ranking Hannover Region	Company	Head-quarters	Turnover in € million	Employees	Sector
2	1	TUI AG*	Hannover	24,908.0	74,569	Tourism, shipping
3	2	Continental AG*	Hannover	24,238.7	150,920	Automotive subcontracting
(1)**	3	Volkswagen Nutzfahrzeuge AG	Hannover	9,607.0	17,780	Carmaking
5	4	AGRAVIS Raiffeisen AG*	Hannover	5,810.6	4,408	Agricultural trading
14	5	Stadtwerke Hannover AG*	Hannover	2,748.9	2,591	Energy supply
18	6	Dirk Rossmann GmbH	Burgwedel	2,471.0	16,927	Wholesale and retail (drugstore articles)
19	7	REWE Group Niedersachsen	Hannover	2,290.5	9,119	Retail
25	8	Konica Minolta Business Solutions Europe GmbH*	Langenhagen	1,686.3	5,432	Production and distribution of printers and copiers
26	9	Johnson Controls Power Solutions Europe*	Hannover	1,644.8	3,296	Production of accumulators and batteries
32	10	Siemens AG	Laatzen	1,442.1	4,556	Electrical engineering
33	11	Solvay Deutschland (Group)	Hannover	1,403.2	4,377	Chemical industry

\*\* Ranking for Volkswagen Group with its headquarters in Wolfsburg.

Ranking Top 100 Niedersachsen	Ranking Hannover Region	Company	Head-quarters	Turnover in € million	Employees	Sector
37	12	expert AG*	Langenhagen	1,289.7	572	Wholesale and retail (electrical and electronic goods)
40	13	WABCO-Group Hannover*	Hannover	1,101.7	2,907	Automotive subcontracting
42	14	Nexans Deutschland GmbH-Group*	Hannover	935.7	6,533	Cable manufacture
45	15	MTU Maintenance Hannover GmbH	Langenhagen	836.0	1,585	Aircraft engine maintenance
46	16	TÜV Nord Group*	Hannover	830.4	7,857	Technical services
47	17	BauKing AG*	Hannover	770.5	2,935	Wholesale and retail (construction materials)
48	18	Toto-Lotto Niedersachsen GmbH	Hannover	734.8	181	Lottery company
54	19	AWD Holding AG*	Hannover	633.0	2,007	Financial services
56	20	K+S Salz GmbH*	Hannover	618.6	2,394	Production and distribution of salt products
63	21	Bahlsen-Group*	Hannover	548.9	2,838	Food sector
66	22	E.ON IS GmbH*	Hannover	524.1	1,967	Energy industry services

The financial and insurance sector plays an important role in the Hannover Region. A list with the most important companies in Niedersachsen, using value added as the main criterion, places other major companies from Hannover in the Top 50.

Ranking Top 100 Niedersachsen	Ranking Hannover Region	Company	Head-quarters	Turnover in € million	Em- ployees	Sector
72	23	Verlagsgesellschaft Madsack GmbH & Co, KG*	Hannover	505.2	3,007	Publishing
78	24	Sonepar Deutschland/Region Nord-Ost GmbH	Hannover	455.6	885	Wholesale (electronic)
91	25	Ricoh Deutschland GmbH	Hannover	397.2	1,630	Distribution of office communications equipment
92	26	Sennheiser electronic GmbH & Co. KG*	Wedemark	385.8	2,117	Electro-acoustics
100	27	Komatsu Deutschland GmbH*	Hannover	342.5	932	Construction machinery

Source: Nord/LB (December 2009): Business in Niedersachsen – the 100 largest companies in Niedersachsen.

The complete Nord/LB study (Business in Niedersachsen – the 100 largest companies in Niedersachsen; December 2009) can be ordered free of charge from the regional industry department of Nord/LB in Hannover.



### Top finance and insurance companies in the Hannover Region in 2008 based on value added

Ranking Nord/LB Top 50 Niedersachsen	Company	Company head-quarters	Value added in € million	Em- ployees	Sector
5	Talanx AG* (with Hannover Rückversicherung AG)	Hannover	1,596.6	16,526	Insurance/ Re-insurance
8	Norddeutsche Landesbank Nord/LB*	Hannover	537.7	5,903	Financial services
12	Medizinische Hochschule Hannover	Hannover	359.6	6,588	Health services
34	VHV Vereinigte Hannoversche Versicherung a. G.*	Hannover	197.8	2,672	Insurance
35	VGH Versicherungsgruppe Hannover	Hannover	197.2	1,650	Insurance

Source: Nord/LB (December 2009): Business in Niedersachsen – the 100 largest companies in Niedersachsen

Comment on the methodology applied in the tables on pp. 12-15:

\* Companies have been considered as a whole in the form of conglomerates or groups to highlight the special role of company headquarters in the economic analysis. Of course, this also means that not all of the turnovers and/or value added reported in the tables, or the total numbers of employees, are applicable to the Hannover Region on its own.

Nord/LB analysis only takes into consideration companies who have their headquarters in Niedersachsen or are able to present data on their activities in Niedersachsen. Other companies, including operations belonging to major companies of real importance to the regional economy, but which do not provide independent financial statements, have not been taken into consideration in the Nord/LB ranking.

Six sectors are responsible for particularly sustainable growth in the Hannover Region, and stand for significant innovation and job potential: automotive, energy industry, information and communications technologies, health/life sciences, optical technologies and production engineering. Targeted business promotion and intense networking aim to develop these

sectors into regional competence centres of the highest quality – also on a cross-sector basis. All of the leading international trade fairs for these trade sectors take place in Hannover (dates see p. 31).

**Growth for tomorrow:  
growth sectors in the Hannover Region**



<b>Automotive</b>
Around 80 companies with 30,000 employees
Brand headquarters of global players: Volkswagen Nutzfahrzeuge, Continental, WABCO
40 institutes and research organisations
Ultramodern logistics infrastructure
Project centre Automotive
Hannover Messe – the world’s largest industrial show




<b>Energy industry</b>
Around 250 companies with over 3,000 employees
Over 20 institutes and research organisations
Hannover Region strengths: power engineering, energy efficiency, regenerative energy production, project planning
Leading international trade fairs: “Energy” and “Wind” as part of the Hannover Messe



<b>Health/Life sciences</b>
More than 3,000 companies with 65,000 employees
Medical Park Hannover: laboratory and office space with excellent infrastructures
Hannover Medical School, as well as many other universities and research institutes
Hannover Clinical Trial Centre GmbH
Leading international trade fair: BIOTECHNIKA

<b>Information and communications technology</b>
Around 1,200 companies with 23,000 employees
IT and multimedia campus “EXPO Park”
CampMedia – start-up centre for IT companies
25 scientific institutes and research organisations
Broad research and training spectrum
Strong network: Hannover IT e.V.
CeBIT – the world’s leading trade fair



<b>Optical technologies</b>
Leading international research institutes
World leaders in their markets
Competence network “PhotonicNet”, HOT – Hannover Centre for Optical Technologies
Laser Centre Hannover (LZH) and SIAG Technology Park
Hannover Messe – the world’s largest industrial show



<b>Production engineering</b>
Around 300 companies with over 10,000 employees
Traditional mechanical engineering companies and innovative technical services
Hannover Centre for Production Technology (PZH), six institutes and numerous technology companies under one roof
Research laboratories for private research on demand
Strong network: Hannover Fabrik e.V.
Hannover Messe – the world’s largest industrial show



The balance between supply and demand guarantees modest rents. The annual property market report by the Hannover Region provides a detailed insight into the structural data of the property market. The complete report can be downloaded from [www.unternehmerbuero-hannover.de](http://www.unternehmerbuero-hannover.de)

## Commercial space supply in the Hannover Region 2010

Commercial space supply	in ha
Available space reserves total	888.2
of which immediately marketable (developed, B-plan approved, public property)	212.0
of which immediately available and close to motorways (max. two km to motorway)	96.1
Prospective BP/IA (marketable in the long term)	606.0

Source: Hannover Region, updated Regional Commercial Space Concept 2010

## Rents in commercial property market 2010

Office rents	in €/m <sup>2</sup>
Peak rent, city centre	12.50
Average rent, city centre	9.40

Rents for logistics properties	in €/m <sup>2</sup>
Peak rent, good new buildings	4.50
Average rent, good logistics buildings	3.00 to 3.20

Rents for retail properties	in €/m <sup>2</sup>
Peak rent, city centre (1a locations)	180.00
Average rent, city centre (1a locations)	120.00

Source: Hannover Region, property market report 2010

## Price range building plots commercial and industry 2010

Locality	Basic location in €/m <sup>2</sup>	Medium location in €/m <sup>2</sup>	Good location in €/m <sup>2</sup>
State capital Hannover	70-90	90-140	140-200
Surrounding area close to the city	50-80	80-110	110-125
Rest of surrounding area	30-40	40-70	70-100

Source: Independent expert committee for land prices, land market report 2010

The multipliers are much lower in Hannover than in other major German cities such as Frankfurt.

## Property tax and trade tax multipliers 2010

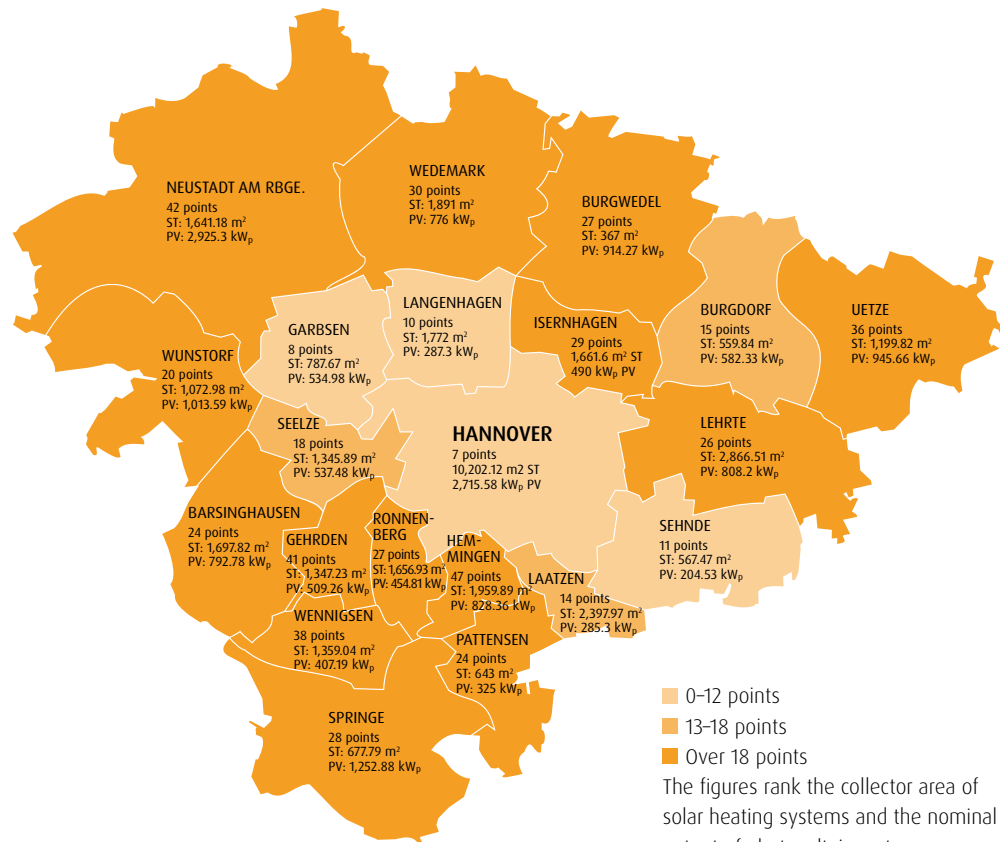
City/municipality	Property tax A	Property tax B	Trade tax
Barsinghausen	450	450	380
Burgdorf	400	400	400
Burgwedel	385	385	400
Garbsen	398	398	398
Gehrden	420	420	390
Hemmingen	420	420	380
Isernhagen	395	395	395
Laatzen	450	450	450
Langenhagen	430	430	430
Lehrte	395	395	395
Neustadt am Rbge.	420	420	420
Pattensen	400	400	390
Ronnenberg	420	420	440
Seelze	420	430	400
Sehnde	420	400	410
Springe	395	395	380
Uetze	400	450	390
Wedemark	400	400	400
Wennigsen	400	400	400
Wunstorf	440	440	410
Average municipality surrounding area	412.9	414.9	402.9
State capital Hannover	530	530	460
<b>Average Hannover Region</b>	<b>418.5</b>	<b>420.4</b>	<b>405.6</b>

Source: Hannover Region



Forward looking: The Hannover Region is an impressive showcase for renewable energy sources. 14 % of power generation is produced by wind turbines (nationwide figure: 6 %).

Solar power utilisation 2009



- 0-12 points
- 13-18 points
- Over 18 points

The figures rank the collector area of solar heating systems and the nominal output of photovoltaic systems per inhabitant.

Source: Climate Protection Agency Hannover Region, evaluation of the "solar regional league"  
 ST: solar heating (m² area)  
 PV: photovoltaic (kWp nominal output)

Installed wind power output in the Hannover Region municipalities 2010

Output in kilowatts (kW)

City/local authority	Number
State capital Hannover	3,580
Barsinghausen	6,100
Burgdorf	15,500
Burgwedel	5,800
Garbsen	1,000
Gehrden	16,900
Hemmingen	6,900
Isernhagen	0
Laatzen	10,000
Langenhagen	0
Lehrte	27,700
Neustadt am Rbge.	67,860
Pattensen	26,400
Ronnenberg	1,980
Seelze	5,580
Sehnde	22,200
Springe	17,080
Uetze	49,900
Wedemark	4,900
Wennigsen	2,200
Wunstorf	3,900
<b>Total</b>	<b>295,480</b>

Source: Climate Protection Agency Hannover Region, June 2010




Employees in the Hannover Region boast good qualifications. This is in part attributable to Hannover's significance as an outstanding science location in northern Germany. Over 35,000 students are trained here in total.

Hannover Medical School enjoys a global reputation. It is joined by other important and prestigious universities.

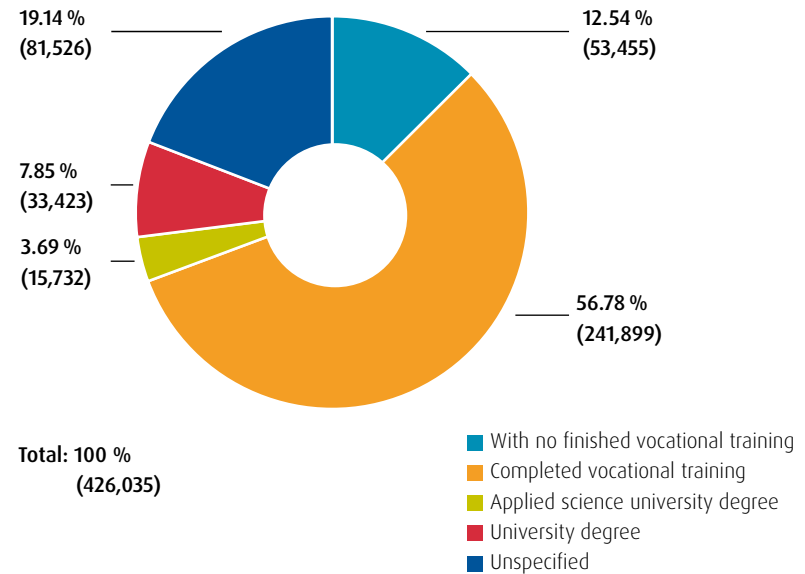
Students at the Leibniz University of Hannover

Subject	Students, winter semester 2009/2010	Examination candidates
English, romance studies	417	93
Architecture	587	124
Construction engineering, geodesy, hydrology	1,141	106
Biology	521	112
Chemistry	1,219	172
Electrical engineering	928	89
Gardening	447	106
Geosciences and geography	628	84
German studies	665	125
History, philosophy, social sciences, politics	2,360	284
Informatics	565	97
Landscape and open space planning	445	102
Mechanical engineering	2,695	212
Mathematics	762	84
Paedagogics, adult education and further education	1,048	421
Physics	688	64
Law	1,634	194
Economics	2,836	340
Other courses	414	53
<b>Students in total approx.</b>	<b>20,000</b>	<b>2,862</b>

Source: Leibniz University of Hannover



Educational level of employees paying national insurance contributions in the Hannover Region 2009



Source: State Statistics and Communications Technology Office Niedersachsen, reporting date: 30.06.2009

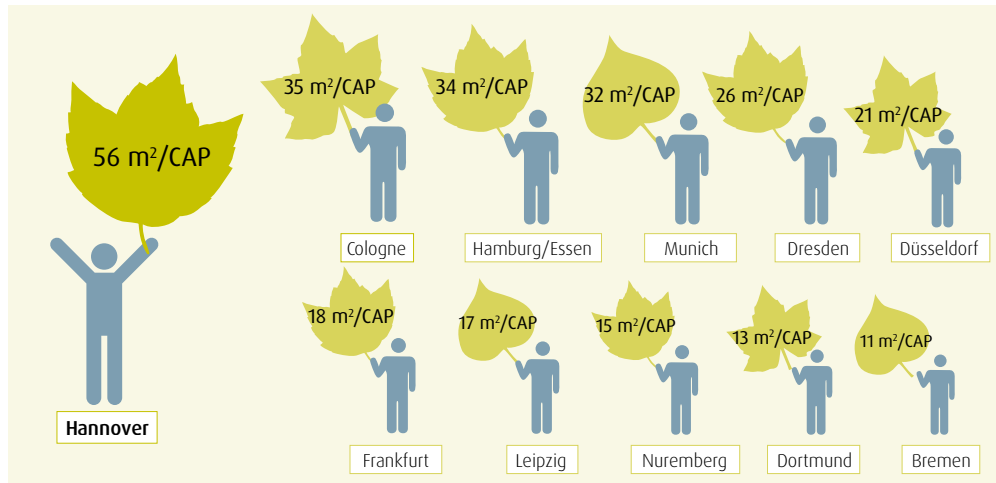
Students at other universities

	Number of students
Applied Science University Hannover	7,000
- of which Campus "EXPO Park"	2,000
Hannover Medical School	2,850
University of Veterinary Medicine Hannover	2,400
University of Music and Drama Hannover	1,200
<b>Total</b>	<b>15,450</b>

Source: University figures, 2010

Hannover is Germany's leading green major city: more than 50 % of the area covered by the city is made up of green spaces. On the one hand, this means numerous leisure and recreation amenities in the heart of the city and the surrounding area. And on the other hand, one enjoys the hustle and bustle of a big city.

**Green spaces in selected big cities**  
in m<sup>2</sup> per inhabitant

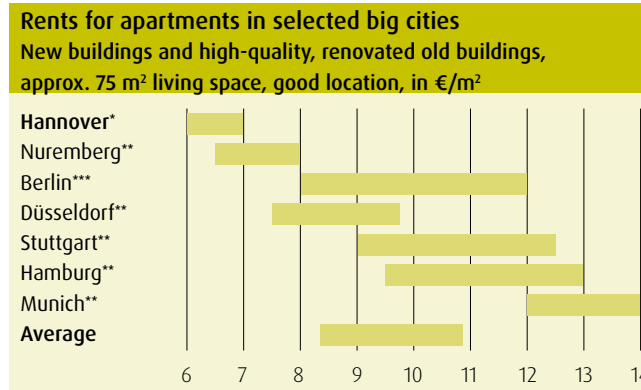


Source: Eurostat, 2009



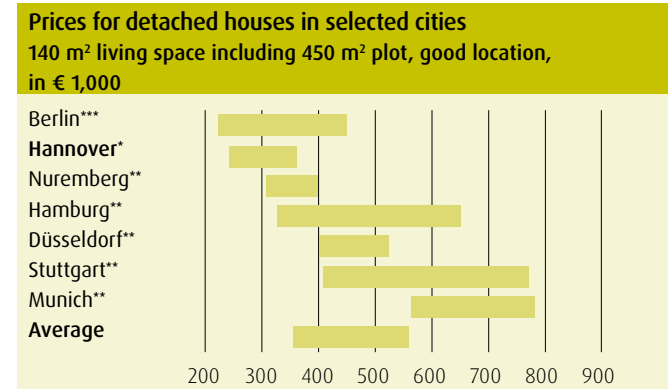
Low rent and house prices compared to other big cities is also an important positive factor contributing to quality of life.

**Comparison: rent & house prices**



\* 2008 \*\* 2009 \*\*\* 2010

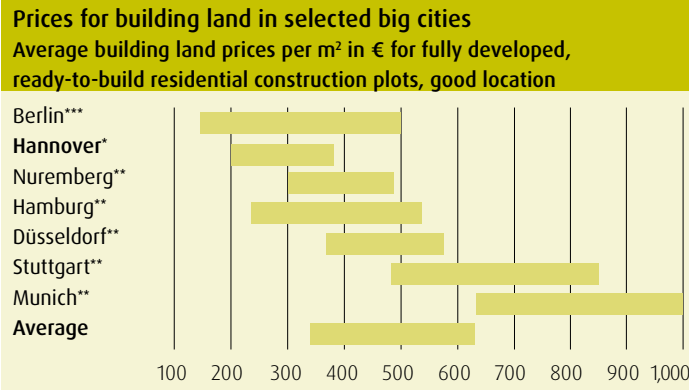
Source: HypoVereinsbank, residential property market analysis 2008-2010



\* 2008 \*\* 2009 \*\*\* 2010

Source: HypoVereinsbank, residential property market analysis 2008-2010

**Building land price comparison**

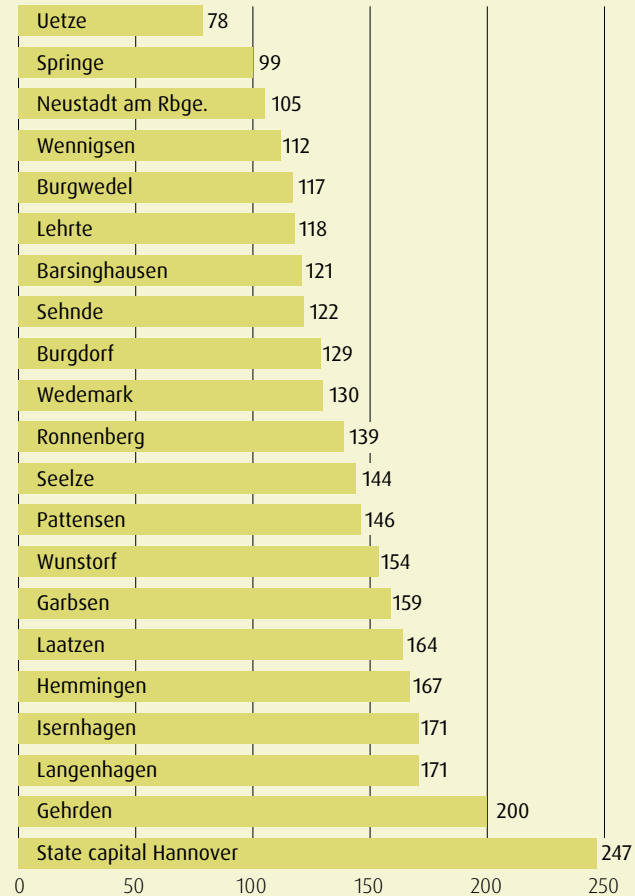


\* 2008    \*\* 2009    \*\*\* 2010

Source: HypoVereinsbank, residential property market analysis 2008-2010



**Building plots for detached and semi-detached houses in the Hannover Region**  
Average purchase prices for fully developed plots, in €/m<sup>2</sup>

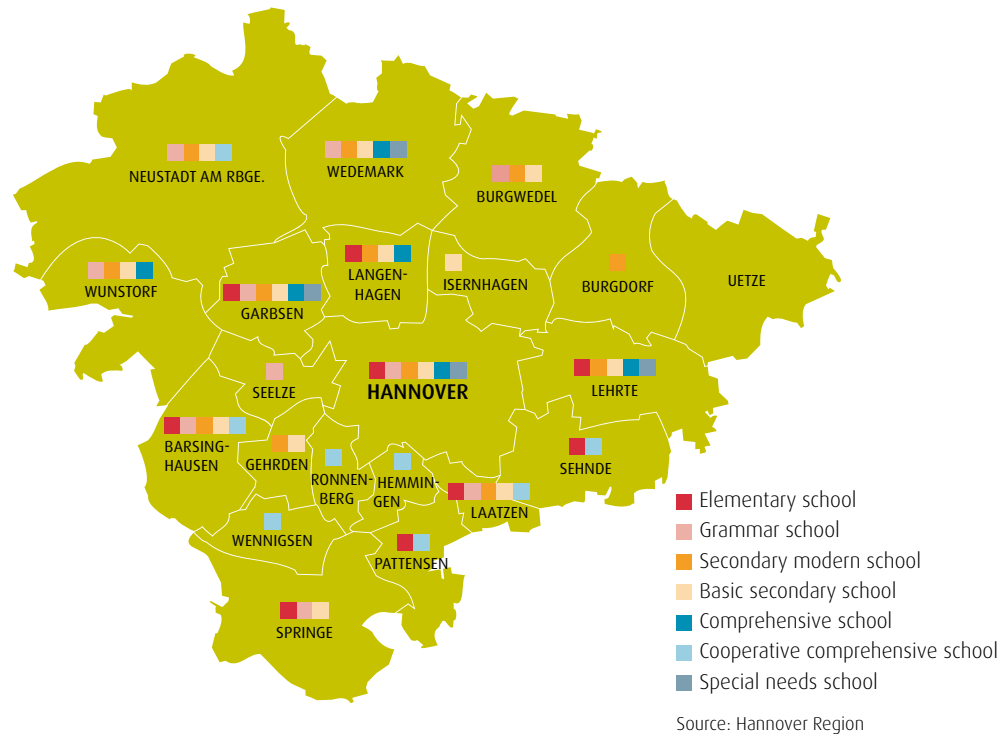


Source: Land market report 2010, GLL Land Registry Office Hannover



Well cared for: The network of child day care centres and all-day schools covering the whole area is being continuously expanded. A competent network of advisors supports companies and people returning to work after parental leave. It enables people to harmonise family life and careers!

State schools with all-day services in the 2010/2011 school year



Hannover Region has a great deal to offer visitors and inhabitants: The Royal Gardens of Herrenhausen and the Adventure Zoo are just two of many attractions in this highly diverse metropolitan region. Marienburg Castle, the Deister hills and the Steinhuder Meer lake are probably the best known beauty spots in this beautiful region.

Overnight stays 2001 and 2009

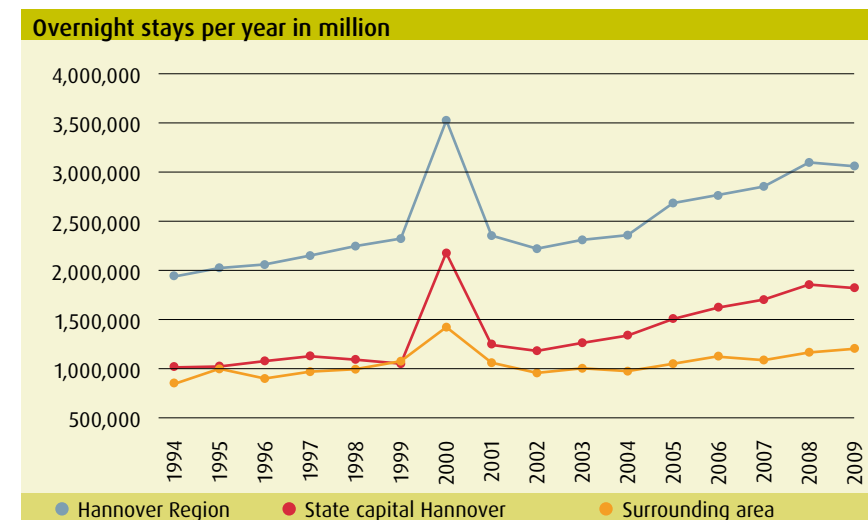
Overnight stays per year in million*	2001	2009	Change 2001 - 2009 in %
Hamburg	4.8	8.2	71.7
Berlin	11.4	18.9	66.3
<b>Hannover</b>	<b>1.3</b>	<b>1.8</b>	<b>44.8</b>
Düsseldorf	2.4	3.2	34.7
Dresden	2.5	3.3	32.9
Munich	7.6	9.9	30.4
Cologne	3.3	4.1	26.7
Frankfurt a. M.	4.3	5.4	24.4
Stuttgart	2.2	2.5	15.1

\* in hotel or similar with nine or more beds

Source: Magic Cities Germany e.V.



Overnight stays in the Hannover Region



Source: State Statistics and Communications Technology Office Niedersachsen, reporting date: 30.06.2009

Welcome to one of the most important international trade fair locations in the world! The largest and most modern exhibition grounds in the world are not only showcases for the computer show CeBIT and the Hannover Messe, but also for numerous other leading trade fairs.



### German trade fair locations comparison

Trade fair location	Hall space 2008 in m <sup>2</sup>	Outdoor space 2008 in m <sup>2</sup>	Turnover 2008 in € million	Visitors 2008 total
Hannover	495,265	58,070	241.8	3,220,000
Frankfurt a. M.	321,754	96,078	440	2,562,989
Cologne	284,000	100,000	191.7	2,200,000
Düsseldorf	263,900	43,000	496	1,964,032
Munich/Neue Messe	180,000	360,000	200.7	1,800,000
Berlin	160,000	100,000	200	2,430,000
Nuremberg	160,000	50,000	153.2	1,260,000
Essen	110,000	20,000	70	1,520,000
Leipzig	101,200	69,998	80	1,456,672
Hamburg	87,000	10,000	81	839,555

Source: Deutsche Messe AG/AUMA Ausstellungs- und Messeausschuss der Deutschen Wirtschaft e.V.

### Fair schedule

Leading international trade fairs 2010/2011	
IAA Nutzfahrzeuge	23-30.09.2010
BIOTECHNICA	05-07.10.2010
infa	16-24.10.2010
EuroBLECH	26-30.10.2010
EuroTier mit BioEnergy Decentral	16-19.11.2010
Pferd & Jagd	02-05.12.2010
contractworld	15-18.01.2011
Domotex	15-18.01.2011
ABF	29.01-06.02.2011
CeBIT	01-05.03.2011

Source: Deutsche Messe AG

Leading international trade fairs 2010/2011	
Hannover Messe	04-08.04.2011
Promotion World	04-08.04.2011
CeMAT	02-06.05.2011
LIGNA Hannover (forestry and wood industry)	30.05-03.06.2011
EMO Hannover	19-24.09.2011
BIOTECHNICA	11-13.10.2011
infa	22-30.10.2011
Agritechnica	15-19.11.2011
Pferd & Jagd	01-04.12.2011

### Key fair facts 2009/2010

Trade fair	Exhibitors	Visitors	Net rental space in m <sup>2</sup>
ABF (2010)*	846	123,545	DK
Agritechnica (2009)	2,308	355,118	188,895
Altenpflege (2010)*	747	30,936	24,015
BIOTECHNICA (2009)	637	10,933	13,276
CeBIT (2010)**	4,157	334,000	DK
CeMAT (2008)	1,040	58,007	80,499
didacta (2009)	674	73,435	30,577
Domotex (2010)	1,376	38,704	87,293
EMO Hannover (2007)	2,120	166,500	180,158
EuroBLECH (2008)	1,520	69,546	87,683
EuroTier (2008)	1,767	130,798	92,015
Hannover Messe (2010)**	4,800	148,500	DK
IAA Nutzfahrzeuge (2008)	2,084	298,200	214,185
infa (2009)	1,134	192,050	34,787
LIGNA Hannover (2009)	1,757	79,717	129,990
Pferd & Jagd (2009)	692	82,646	22,846

\* Source: Fachausstellungen Heckmann GmbH \*\* Source: Deutsche Messe AG

Source for all others: AUMA Ausstellungs- und Messeausschuss der Deutschen Wirtschaft e.V.



## **Region Hannover**

**Need more information?  
Simply give us a call or look us up!**

### **Hannover Region Business Enterprise Office**

The Business Enterprise Office  
is open Monday through Friday,  
from 9:00 am to 5:00 pm.  
Appointments can also be arranged outside  
normal office hours, please call.

Haus der Wirtschaftsförderung  
Prinzenstraße 12  
30159 Hannover  
Freephone 0800 616 0 616\*  
Fax +49 511 616 23 453  
[unternehmerbuero@region-hannover.de](mailto:unternehmerbuero@region-hannover.de)  
[www.unternehmerbuero-hannover.de](http://www.unternehmerbuero-hannover.de)

\* For calls from abroad, please dial +49 511 616 23 354.